




# New Cross Hospital

The Royal Wolverhampton NHS Trust

## Paediatric Diabetes Audit

	Metric	CQC Key Question	2015/16 Report <sup>1</sup>	2016/17 Report <sup>2</sup>	National Aggregate (England & Wales)	National Aspirational Standard	Comparison to other units	
	N/A	Case ascertainment	Well Led	Not reported for this audit	N/A	N/A	N/A	
Process measures	98 cases	Crude proportion of patients 12+ receiving all key care processes annually	Effective	Not reported	91.55%	84.01%	N/A	 <p>47.5% <span style="margin-left: 150px;">99.6%</span></p> <p>Better Than Expected</p>
	174 cases	<b>Organisation compared with nationally:</b> Case-mix adjusted mean HbA1c (mmol/mol)	Effective	Not outlier	70.38	67.30	N/A	 <p>54.0 <span style="margin-left: 150px;">75.6</span></p> <p>Worse Than Expected</p>
Blood glucose diabetes control (HbA1c)	176 cases	<b>Organisational performance compared between years:</b> Median HbA1c (mmol/mol)	Effective	70.50	69.41	64.00	N/A	<p>This metric is provided to compare year on year changes within the unit rather than comparison with national figures.</p> <p>Significantly Better</p> <p>A change of more than 1 mmol/mol is deemed by the audit body to be indicative of a clinically significant change.</p>

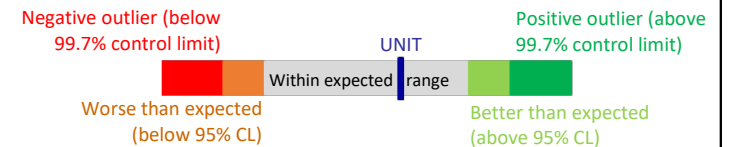


HbA1c levels are an indicator of how well an individual's blood glucose levels are controlled over time. Higher values indicate poorer control.

Produced by HQIP in partnership with the



### KEY ONLY



Display of performance boundaries does vary depending on volume of activity. See FAQs for further information.