





Metric	CQC Key Question	2016 Report	2017 Report	National Aggregate (England & Wales)	National Aspirational Standard	Comparison to other hospitals	
153 admissions	Case Ascertainment	Well Led	85% ¹	98% ¹	95%	None	Good (over 80%)
95 admissions	Risk-adjusted post-operative length of stay after major resection >5days	Responsive	72.4% ¹	79.1% ¹	69.5%	None	Worse than national aggregate
100 admissions	Risk-adjusted 90-day post-operative mortality rate	Effective	1.6% ¹	2.0% ¹	3.2%	None	 Within expected range
N/A	Risk-adjusted 2-year post-operative mortality rate	Effective	23.3% ²	N/A ²	19.5%	None	 Within expected range
95 admissions	Risk-adjusted 30-day unplanned readmission rate	Effective	10.2% ¹	9.4% ¹	9.9%*	None	 Within expected range
85 admissions	Risk-adjusted 18-month temporary stoma rate in rectal cancer patients undergoing major resection	Effective	44% ³	50% ³	52%*	None	 Within expected range



Produced by HQIP in partnership with the  Care Quality Commission

<http://content.digital.nhs.uk/bowel>

NOTES: No 2 year mortality risk adjusted analysis because >80% of patients are missing ASA grade and/or TNM stage and/or overall data completeness was <80%

KEY ONLY

Positive outlier (below 99.8% Control Limit) Negative outlier (above 99.8% CL)
Better than expected (Below 95% CL) Worse than expected (above 95% CL)
 Trust Trust

Display of performance boundaries does vary depending on volume of activity. See FAQs for further information.