





Metric	CQC Key Question	2016 Report	2017 Report	National Aggregate (England & Wales)	National Aspirational Standard	Comparison to other hospitals	
160 admissions	Case Ascertainment	Well Led	95% ¹	97% ¹	95%	None	Good (over 80%)
89 admissions	Risk-adjusted post-operative length of stay after major resection >5days	Responsive	75.0% ¹	66.8% ¹	69.5%	None	Better than national aggregate
98 admissions	Risk-adjusted 90-day post-operative mortality rate	Effective	5.3% ¹	2.4% ¹	3.2%	None	 <p>Within expected range</p>
103 admissions	Risk-adjusted 2-year post-operative mortality rate	Effective	22.1% ²	20.0% ²	19.5%	None	 <p>Within expected range</p>
89 admissions	Risk-adjusted 30-day unplanned readmission rate	Effective	10.6% ¹	13.8% ¹	9.9%*	None	 <p>Within expected range</p>
84 admissions	Risk-adjusted 18-month temporary stoma rate in rectal cancer patients undergoing major resection	Effective	55% ³	55% ³	52%*	None	 <p>Within expected range</p>

KEY ONLY

Positive outlier (below 99.8% Control Limit)
Negative outlier (above 99.8% CL)
Better than expected (Below 95% CL)
Worse than expected (above 95% CL)
Trust

Display of performance boundaries does vary depending on volume of activity. See FAQs for further information.