





Metric	CQC Key Question	2016 Report	2017 Report	National Aggregate (England & Wales)	National Aspirational Standard	Comparison to other hospitals	
99 admissions	Case Ascertainment	Well Led	83% ¹	57% ¹	95%	None	Fair (50-80%)
59 admissions	Risk-adjusted post-operative length of stay after major resection >5days	Responsive	61.1% ¹	74.2% ¹	69.5%	None	Worse than national aggregate
67 admissions	Risk-adjusted 90-day post-operative mortality rate	Effective	1.3% ¹	4.3% ¹	3.2%	None	 <p>Within expected range</p>
125 admissions	Risk-adjusted 2-year post-operative mortality rate	Effective	26.2% ²	16.5% ²	19.5%	None	 <p>Within expected range</p>
60 admissions	Risk-adjusted 30-day unplanned readmission rate	Effective	9.7% ¹	3.4% ¹	9.9%*	None	 <p>Within expected range</p>
82 admissions	Risk-adjusted 18-month temporary stoma rate in rectal cancer patients undergoing major resection	Effective	32% ³	34% ³	52%*	None	 <p>Better than expected</p>

KEY ONLY

Positive outlier (below 99.8% Control Limit)
Negative outlier (above 99.8% CL)
Better than expected (Below 95% CL)
Worse than expected (above 95% CL)
Trust

Display of performance boundaries does vary depending on volume of activity. See FAQs for further information.