





Metric	CQC Key Question	2016 Report	2017 Report	National Aggregate (England & Wales)	National Aspirational Standard	Comparison to other hospitals	
143 admissions	Case Ascertainment	Well Led	99% ¹	93% ¹	95%	None	Good (over 80%)
90 admissions	Risk-adjusted post-operative length of stay after major resection >5days	Responsive	56.0% ¹	63.0% ¹	69.5%	None	Better than national aggregate
100 admissions	Risk-adjusted 90-day post-operative mortality rate	Effective	3.9% ¹	1.7% ¹	3.2%	None	 <p>0 20 Within expected range</p>
105 admissions	Risk-adjusted 2-year post-operative mortality rate	Effective	9.2% ²	13.3% ²	19.5%	None	 <p>0 55 Within expected range</p>
90 admissions	Risk-adjusted 30-day unplanned readmission rate	Effective	4.0% ¹	7.9% ¹	9.9%*	None	 <p>0 30 Within expected range</p>
82 admissions	Risk-adjusted 18-month temporary stoma rate in rectal cancer patients undergoing major resection	Effective	37% ³	38% ³	52%*	None	 <p>0 90 Better than expected</p>

KEY ONLY

Positive outlier (below 99.8% Control Limit) Negative outlier (above 99.8% CL)

Trust Trust

Better than expected (Below 95% CL)
Worse than expected (above 95% CL)

Within expected range
Worse than expected (above 95% CL)

Display of performance boundaries does vary depending on volume of activity. See FAQs for further information.