





Metric	CQC Key Question	2016 Report	2017 Report	National Aggregate (England & Wales)	National Aspirational Standard	Comparison to other hospitals	
123 admissions	Case Ascertainment	Well Led	98% ¹	87% ¹	95%	None	Good (over 80%)
79 admissions	Risk-adjusted post-operative length of stay after major resection >5days	Responsive	85.4% ¹	71.6% ¹	69.5%	None	Worse than national aggregate
85 admissions	Risk-adjusted 90-day post-operative mortality rate	Effective	2.9% ¹	4.3% ¹	3.2%	None	 Within expected range
83 admissions	Risk-adjusted 2-year post-operative mortality rate	Effective	19.0% ²	18.8% ²	19.5%	None	 Within expected range
79 admissions	Risk-adjusted 30-day unplanned readmission rate	Effective	11.5% ¹	17.2% ¹	9.9%*	None	 Within expected range
62 admissions	Risk-adjusted 18-month temporary stoma rate in rectal cancer patients undergoing major resection	Effective	57% ³	58% ³	52%*	None	 Within expected range




Produced by HQIP in partnership with the  Care Quality Commission

<http://content.digital.nhs.uk/bowel>

KEY ONLY

Positive outlier (below 99.8% Control Limit) Negative outlier (above 99.8% CL)
Trust Trust

 Within expected range

Better than expected (Below 95% CL) Worse than expected (above 95% CL)

Display of performance boundaries does vary depending on volume of activity. See FAQs for further information.