





Metric	CQC Key Question	2016 Report	2017 Report	National Aggregate (England & Wales)	National Aspirational Standard	Comparison to other hospitals	
113 admissions	Case Ascertainment	Well Led	72% ¹	62% ¹	95%	None	Fair (50-80%)
71 admissions	Risk-adjusted post-operative length of stay after major resection >5days	Responsive	87.0% ¹	75.6% ¹	69.5%	None	Worse than national aggregate
75 admissions	Risk-adjusted 90-day post-operative mortality rate	Effective	Poor quality data	0.0% ¹	3.2%	None	 Within expected range
83 admissions	Risk-adjusted 2-year post-operative mortality rate	Effective	17.2% ²	12.2% ²	19.5%	None	 Within expected range
71 admissions	Risk-adjusted 30-day unplanned readmission rate	Effective	poor quality data	5.5% ¹	9.9%*	None	 Within expected range
80 admissions	Risk-adjusted 18-month temporary stoma rate in rectal cancer patients undergoing major resection	Effective	26% ³	28% ³	52%*	None	 Positive outlier



Produced by HQIP in partnership with the



<http://content.digital.nhs.uk/bowel>

KEY ONLY

Positive outlier (below 99.8% Control Limit) Trust (above 99.8% CL) Negative outlier (above 95% CL)

Better than expected (Below 95% CL) Worse than expected (above 95% CL)

Within expected range

Display of performance boundaries does vary depending on volume of activity. See FAQs for further information.