





Metric	CQC Key Question	2016 Report	2017 Report	National Aggregate (England & Wales)	National Aspirational Standard	Comparison to other hospitals	
78 admissions	Case Ascertainment	Well Led	66% ¹	36% ¹	95%	None	Poor (less than 50%)
N/A	Risk-adjusted post-operative length of stay after major resection >5days	Responsive	71.3% ¹	N/A ¹	69.5%	None	N/A
17 admissions	Risk-adjusted 90-day post-operative mortality rate	Effective	8.6% ¹	0.0% ¹	3.2%	None	 <p>0 20</p> <p>Within expected range</p>
111 admissions	Risk-adjusted 2-year post-operative mortality rate	Effective	16.4% ²	18.8% ²	19.5%	None	 <p>0 55</p> <p>Worse than expected</p>
N/A	Risk-adjusted 30-day unplanned readmission rate	Effective	12.9% ¹	N/A ¹	9.9%*	None	 <p>0 30</p> <p>Within expected range</p>
89 admissions	Risk-adjusted 18-month temporary stoma rate in rectal cancer patients undergoing major resection	Effective	65% ³	63% ³	52%*	None	 <p>0 90</p> <p>Worse than expected</p>

KEY ONLY

Positive outlier (below 99.8% Control Limit) Trust (above 99.8% CL)

Negative outlier

Better than expected (Below 95% CL) Worse than expected (above 95% CL)

Within expected range

Display of performance boundaries does vary depending on volume of activity. See FAQs for further information.