





Metric	CQC Key Question	2016 Report	2017 Report	National Aggregate (England & Wales)	National Aspirational Standard	Comparison to other hospitals	
361 admissions	Case Ascertainment	Well Led	101% ¹	110% ¹	95%	None	Good (over 80%)
165 admissions	Risk-adjusted post-operative length of stay after major resection >5days	Responsive	79.5% ¹	71.2% ¹	69.5%	None	Worse than national aggregate
173 admissions	Risk-adjusted 90-day post-operative mortality rate	Effective	7.8% ¹	2.1% ¹	3.2%	None	 <p>Within expected range</p>
195 admissions	Risk-adjusted 2-year post-operative mortality rate	Effective	24.9% ²	27.8% ²	19.5%	None	 <p>Worse than expected</p>
165 admissions	Risk-adjusted 30-day unplanned readmission rate	Effective	9.9% ¹	7.0% ¹	9.9%*	None	 <p>Within expected range</p>
151 admissions	Risk-adjusted 18-month temporary stoma rate in rectal cancer patients undergoing major resection	Effective	58% ³	61% ³	52%*	None	 <p>Worse than expected</p>

KEY ONLY

Positive outlier (below 99.8% Control Limit)
Negative outlier (above 99.8% CL)
Better than expected (Below 95% CL)
Worse than expected (above 95% CL)
Within expected range

Display of performance boundaries does vary depending on volume of activity. See FAQs for further information.