





Metric	CQC Key Question	2016 Report <sup>1</sup>	2017 Report <sup>2</sup>	National Aggregate (England & Wales)	National Aspirational Standard	Comparison to other trusts		
All patients 238 cases	Crude proportion of patients seen by a Cancer Nurse Specialist	Responsive	31.8%	<b>84.9%</b>	N/A	90%*	Does not meet the national minimum standard of 90%	
	Case mix adjusted one year relative survival rate	Effective	Not significantly different from the national level	<b>34.3%</b>	37.0%	none	Within the expected range	
NSCLC 238 cases	Case mix adjusted percentage of patients with Non Small Cell Lung Cancer (NSCLC) receiving surgery	Effective	Significantly worse than the national level	<b>15.4%</b>	17.5%	17%*	Within the expected range	
NSCLC 238 cases	Case mix adjusted percentage of fit patients with advanced Non Small Cell Lung Cancer (NSCLC) receiving Systemic Anti-Cancer Treatment	Effective	Not significantly different from the national level	<b>68.5%</b>	62.0%	65%*	Within the expected range	
SCLC 33 cases	Case mix adjusted percentage of patients with Small Cell Lung Cancer (SCLC) receiving chemotherapy	Effective	Not significantly different from the national level	<b>66.1%</b>	68.0%	70%*	Within the expected range	