





Metric	CQC Key Question	2016 Report ¹	2017 Report ²	National Aggregate (England & Wales)	National Aspirational Standard	Comparison to other trusts		
All patients 625 cases	Crude proportion of patients seen by a Cancer Nurse Specialist	Responsive	77.2%	87.7%	N/A	90%*	Does not meet the national minimum standard of 90%	
	Case mix adjusted one year relative survival rate	Effective	Significantly worse than the national level	37.5%	37.0%	none	Within the expected range	
NSCLC 625 cases	Case mix adjusted percentage of patients with Non Small Cell Lung Cancer (NSCLC) receiving surgery	Effective	Not significantly different from the national level	16.8%	17.5%	17%*	Within the expected range	
NSCLC 625 cases	Case mix adjusted percentage of fit patients with advanced Non Small Cell Lung Cancer (NSCLC) receiving Systemic Anti-Cancer Treatment	Effective	Significantly worse than the national level	63.4%	62.0%	65%*	Within the expected range	
SCLC 66 cases	Case mix adjusted percentage of patients with Small Cell Lung Cancer (SCLC) receiving chemotherapy	Effective	Significantly worse than the national level	63.2%	68.0%	70%*	Within the expected range	