




### Slide 1 of 2

Metric		CQC Key Question	2017 Report <sup>1</sup>	National Aggregate (England only)	National Standard	Comparison to other sites	
Trust-level	2634 cases	Case ascertainment	Well-Led	<b>101.07%*</b>	92.00%	>95%	Meets the national standard
Ante-natal	136 cases	Case-mix adjusted proportion of small-for-gestational-age babies (birthweight below 10th centile) who are not delivered before their due date	Effective	<b>52.12%</b>	55.30%	N/A	 <p>38.7   Trust   74.9 Within expected range</p>
		Case-mix adjusted proportion of elective deliveries (caesarean or induction) between 37 and 39 weeks with no documented clinical indication for early delivery	Effective	<b>21.19%</b>	26.00%	N/A	 <p>3.6   Trust   55.6 Within expected range</p>
Intra-partum	2375 cases	Case-mix adjusted overall caesarean section rate for single, term babies	Effective	<b>25.13%</b>	24.50%	N/A	 <p>20.2   Trust   32.4 Within expected range</p>



National Maternity & Perinatal Audit

[www.maternityaudit.org.uk](http://www.maternityaudit.org.uk)

Produced by HQIP  
in partnership with the



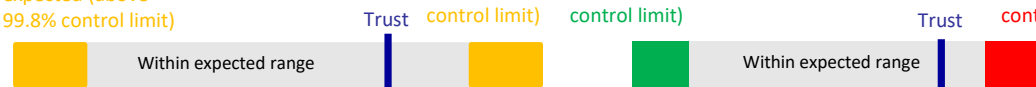
#### KEY ONLY

Lower than expected (above 99.8% control limit)

Higher than expected (above 99.8% control limit)

Lower than expected (below 99.8% control limit)

Higher than expected (above 99.8% control limit)



Display of performance boundaries does vary depending on volume of activity. See FAQs for further information.

# South Warwickshire Maternity Unit

South Warwickshire NHS Foundation Trust

## National Maternity and Perinatal Audit



### Slide 2 of 2

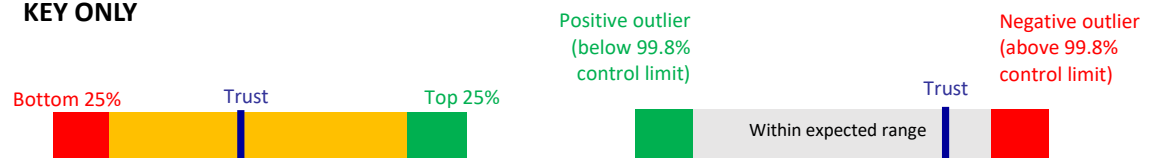
	Metric	CQC Key Question	2017 Report <sup>1</sup>	National Aggregate (England only)	National Aspirational Standard	Comparison to other sites
Intra-partum	2372 cases Case-mix adjusted proportion of single, term infants with a 5-minute Apgar score of less than 7	Effective	0.83%*	1.20%	N/A	0.5 - 3.5 Within expected range
	1713 cases Case-mix adjusted proportion of vaginal births with a 3rd/4th degree perineal tear	Safe	2.93%*	3.60%	N/A	1.4 - 6.5 Within expected range
	Insufficient data supplied Case-mix adjusted proportion of women with severe post partum haemorrhage of greater than or equal to 1500 ml	Safe	Insufficient data supplied*	2.70%	N/A	1.3 - 5.5 Insufficient data supplied
Post-partum	2293 cases Proportion of live born babies who received breast milk for the first feed	Effective	80.42%	74.10%	N/A	45.8 - 96.0 Trust performance is between 64.5 and 81.6



Produced by HQIP in partnership with the



#### KEY ONLY



Display of performance boundaries does vary depending on volume of activity. See FAQs for further information.