




National Maternity and Perinatal Audit

Slide 1 of 2

Metric		CQC Key Question	2017 Report ¹	National Aggregate (England only)	National Standard	Comparison to other sites	
Trust-level	5586 cases	Case ascertainment	Well-Led	103.35%*	92.00%	>95%	Meets the national standard
Ante-natal	111 cases	Case-mix adjusted proportion of small-for-gestational-age babies (birthweight below 10th centile) who are not delivered before their due date	Effective	57.87%	55.30%	N/A	 <p>38.7 74.9 Within expected range</p>
		Case-mix adjusted proportion of elective deliveries (caesarean or induction) between 37 and 39 weeks with no documented clinical indication for early delivery	Effective	27.61%	26.00%	N/A	 <p>3.6 55.6 Within expected range</p>
Intra-partum	2334 cases	Case-mix adjusted overall caesarean section rate for single, term babies	Effective	27.14%	24.50%	N/A	 <p>20.2 32.4 Within expected range</p>



National Maternity & Perinatal Audit

www.maternityaudit.org.uk

Produced by HQIP
in partnership with the



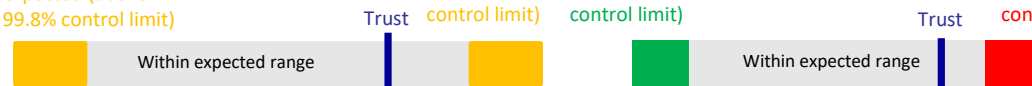
KEY ONLY

Lower than expected (above 99.8% control limit)

Higher than expected (above 99.8% control limit)

Lower than expected (below 99.8% control limit)

Higher than expected (above 99.8% control limit)



Display of performance boundaries does vary depending on volume of activity. See FAQs for further information.

Slide 2 of 2

	Metric	CQC Key Question	2017 Report ¹	National Aggregate (England only)	National Aspirational Standard	Comparison to other sites
Intra-partum	2322 cases Case-mix adjusted proportion of single, term infants with a 5-minute Apgar score of less than 7	Effective	1.11%*	1.20%	N/A	0.5 - 3.5 Within expected range
	1680 cases Case-mix adjusted proportion of vaginal births with a 3rd/4th degree perineal tear	Safe	4.09%*	3.60%	N/A	1.4 - 6.5 Within expected range
	2334 cases Case-mix adjusted proportion of women with severe post partum haemorrhage of greater than or equal to 1500 ml	Safe	5.03%*	2.70%	N/A	1.3 - 5.5 Worse than expected
Post-partum	2501 cases Proportion of live born babies who received breast milk for the first feed	Effective	83.49%	74.10%	N/A	45.8 - 96.0

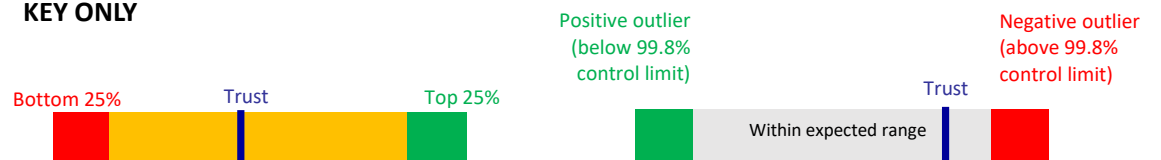


National Maternity & Perinatal Audit
www.maternityaudit.org.uk

Produced by HQIP
in partnership with the



KEY ONLY



Display of performance boundaries does vary depending on volume of activity. See FAQs for further information.