





Metric	CQC Key Question	2017 Report ¹	National Aggregate (England)	National Standard	Comparison to other sites	
10 carers	Percentage of carers rating overall care received by the person cared for in hospital as Excellent or Very Good	Caring	70.00%	68.90%	N/A	
162 staff	Percentage of staff responding "always" or "most of the time" to the question "Is your ward/ service able to respond to the needs of people with dementia as they arise?"	Responsive	80.80%	77.70%	N/A	
49 casenotes	Mental state assessment carried out upon or during admission for recent changes or fluctuation in behaviour that may indicate the presence of delirium	Effective	28.60%	44.90%	N/A	
39 casenotes	Multi-disciplinary team involvement in discussion of discharge	Effective	84.60%	81.90%	N/A	



www.rcpsych.ac.uk/dementiareport2017

Produced by HQIP in partnership with the 

