





National Audit of Dementia

| | Metric | CQC Key Question | 2017 Report ¹ | National Aggregate (England) | National Standard | Comparison to other sites |
|--------------|---|------------------|--------------------------|------------------------------|-------------------|--|
| 104 carers | Percentage of carers rating overall care received by the person cared for in hospital as Excellent or Very Good | Caring | 68.30% | 68.90% | N/A |  |
| 150 staff | Percentage of staff responding "always" or "most of the time" to the question "Is your ward/ service able to respond to the needs of people with dementia as they arise?" | Responsive | 83.00% | 77.70% | N/A |  |
| 50 casenotes | Mental state assessment carried out upon or during admission for recent changes or fluctuation in behaviour that may indicate the presence of delirium | Effective | 60.00% | 44.90% | N/A |  |
| 39 casenotes | Multi-disciplinary team involvement in discussion of discharge | Effective | 82.10% | 81.90% | N/A |  |



www.rcpsych.ac.uk/dementiareport2017

Produced by HQIP in partnership with the 

