

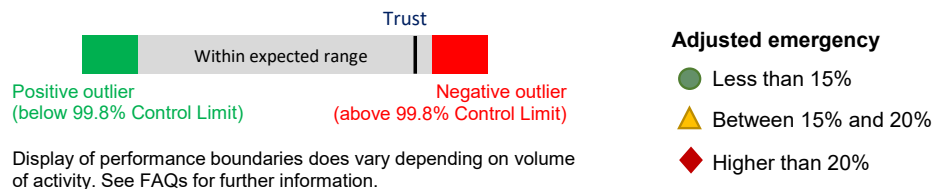


	Metric	CQC Key Question	2017 Report <sup>1</sup>	2018 Report <sup>2</sup>	National Aggregate (England & Wales)	National Aspirational Standard	Comparative performance
Trust-level metrics	125 cases Case Ascertainment All eligible patients	Well led	>90	>90	79.1%*	None	Green - greater than 80% 
	125 cases Age and sex adjusted proportion of patients diagnosed after an emergency admission	Effective	22.9%	18.7%	13.3%	None	Between 15% and 20% 
	Not eligible Risk-adjusted 90-day post-operative mortality rate	Effective	Not reported	Not reported	3.2%	None	0 <span style="float: right;">15</span> Not applicable
Strategic Clinical Network-level metrics	2224 cases Crude proportion of patients treated with curative intent in the <b>Strategic Clinical Network</b>	Effective	33.8%	37.7%	38.6%	None	Lower than 95%

National Oesophago-Gastric Cancer Audit

**KEY ONLY:**



Produced by HQIP in partnership with the 