







Metric	CQC Key Question	2017 Report ¹	2018 Report ²	National Aggregate (England, Wales, NI & IOM)	National Aspirational Standard	Comparison to other hospitals	
582 cases	Case ascertainment	Well Led	93.6%	99.0%	100.7%	100%	
582 cases	Crude proportion of patients having surgery on the day or day after admission	Responsive	72.8%	76.0%	69.5%†	85%*	
582 cases	Crude perioperative medical assessment rate	Effective	91.8%	91.6%	88.6%	100%*	
582 cases	Crude proportion of patients documented as not developing a pressure ulcer	Safe	96.3%	97.8%	95.6%	100%	
582 cases	Crude overall hospital length of stay	Responsive	22.9 days	20.5 days	20 days	none	
582 cases	Risk-adjusted 30-day mortality rate	Effective	8.3%	7.7%	6.9%	none	

Values displayed on NHFD website may differ as a result of updates to the supplied data made by providers.




www.nhfd.co.uk

Produced by HQIP
in partnership with the



KEY ONLY:



Display of performance boundaries does vary depending on volume of activity. See FAQs for further information.