

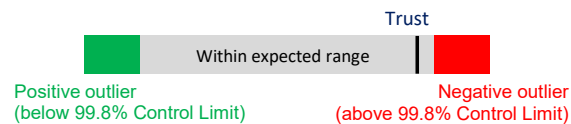


	Metric	CQC Key Question	2017 Report <sup>1</sup>	2018 Report <sup>2</sup>	National Aggregate (England & Wales)	National Aspirational Standard	Comparative performance
Trust-level metrics	120 cases Case Ascertainment All eligible patients	Well led	81 to 90	>90	79.1%*	None	Green - greater than 80% 
	120 cases Age and sex adjusted proportion of patients diagnosed after an emergency admission	Effective	18.1%	30.8%	13.3%	None	Higher than 20% 
	Not eligible Risk-adjusted 90-day post- operative mortality rate	Effective	Not reported	Not reported	3.2%	None	0 <span style="float: right;">15</span> Not applicable
Strategic Clinical Network-level metrics	991 cases Crude proportion of patients treated with curative intent in the <b>Strategic Clinical Network</b>	Effective	42.2%	41.5%	38.6%	None	Lower than 95%




National  
Oesophago-  
Gastric  
Cancer  
Audit

Produced by HQIP  
in partnership with the  **CareQuality  
Commission**

**KEY ONLY:**



**Adjusted emergency**

-  Less than 15%
-  Between 15% and 20%
-  Higher than 20%

Display of performance boundaries does vary depending on volume of activity. See FAQs for further information.