







Metric	CQC Key Question	2017 Report ¹	2018 Report ²	National Aggregate (England, Wales, NI & IOM)	National Aspirational Standard	Comparison to other hospitals	
542 cases	Case ascertainment	Well Led	112.7%	105.7%	100.7%	100%	
542 cases	Crude proportion of patients having surgery on the day or day after admission	Responsive	63.5%	64.2%	69.5%†	85%*	
542 cases	Crude perioperative medical assessment rate	Effective	94.7%	91.1%	88.6%	100%*	
542 cases	Crude proportion of patients documented as not developing a pressure ulcer	Safe	89.3%	96.9%	95.6%	100%	
542 cases	Crude overall hospital length of stay	Responsive	14.7 days	12.8 days	20 days	none	
542 cases	Risk-adjusted 30-day mortality rate	Effective	6.8%	6.4%	6.9%	none	

Values displayed on NHFD website may differ as a result of updates to the supplied data made by providers.



www.nhfd.co.uk

Produced by HQIP
in partnership with the



KEY ONLY:

Positive outlier (below 99.8% control limit) ■ Hospital ■ Negative outlier (above 99.8% CL)

■ Better than expected (below 95% CL) ■ Worse than expected (above 95% CL)

■ Within expected range ■ Hospital ■ Bottom 25% ■ Top 25%

Min Max

Display of performance boundaries does vary depending on volume of activity. See FAQs for further information.