





Slide 1 of 2

		Metric	Core Service	CQC Key Question	2017 Report <sup>1</sup>	2018 Report <sup>2</sup>	National Aggregate (England & Wales)	National Standard	Comparison to other sites
Trust-level	168 cases	Mothers who deliver babies between 24 and 34 weeks gestation and were given any dose of antenatal steroids	Maternity	Safe	82.50%	<b>89.20%*</b>	89.07%	85%*	 Within Expected Range
	57 cases	Mothers who deliver babies below 30 weeks gestation given Magnesium Sulphate in the 24 hours prior to delivery	Maternity	Safe	37.8%	<b>62.50%</b>	65.07%	None	 Within Expected Range
Intra-partum	92 cases	Babies <32 weeks gestation who had temperature taken within an hour of admission that was 36.5°C-37.5°C	Children and young people	Safe	57.40%	<b>61.70%</b>	64.47%	90%*	 Within Expected Range
	434 cases	Documented consultation with parents/carers by a senior member of the neonatal team within 24 hours of admission	Children and young people	Caring	83.10%	<b>90.70%</b>	94.73%	100%*	 Within Expected Range

The values shown are taken from the outlier analysis data set which means they may vary slightly from the values shown on the NNAP online platform which display the raw values.



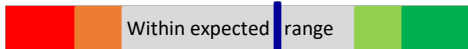
[www.maternityaudit.org.uk](http://www.maternityaudit.org.uk)

Produced by HQIP in partnership with the  Care Quality Commission

**KEY ONLY**

Negative outlier (below 99.8% control limit) Positive outlier (above 99.8% control limit)




NNU

 Within expected range

Worse than expected (below 97.5% CL) Better than expected (above 97.5% CL)

Display of performance boundaries does vary depending on volume of activity. See FAQs for further information.

Slide 2 of 2

	Metric	Core Service	CQC Key Question	2017 Report <sup>1</sup>	2018 Report <sup>2</sup>	National Aggregate (England only)	National Aspirational Standard	Comparison to other sites	
Intra-partum	85 cases	Babies of very low birthweight or <32 weeks gestation who receive appropriate screening for retinopathy of prematurity	Children and young people	Effective	97.20%	<b>98.30%</b>	94.43%	100% <sup>†</sup>	 Within Expected Range
	31 cases	Babies with gestation at birth <30 weeks who had received documented follow-up at 2 years gestationally corrected age	Children and young people	Effective	37.04%	<b>62.10%</b>	62.33%	100%*	 Within Expected Range
	66 cases	Babies born at less than 27 weeks who were born in a hospital with a Neonatal Intensive Care Unit onsite	Children and young people	Effective	Not available	<b>68.20%</b>	73.15%	85% <sup>‡</sup>	 Within Expected Range

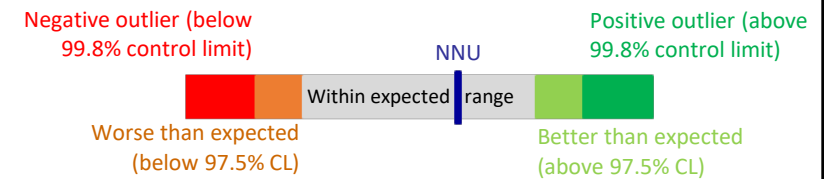
The values shown are taken from the outlier analysis data set which means they may vary slightly from the values shown on the NNAP online platform which display the raw values.



[www.maternityaudit.org.uk](http://www.maternityaudit.org.uk)

Produced by HQIP in partnership with the 

**KEY ONLY**



Display of performance boundaries does vary depending on volume of