


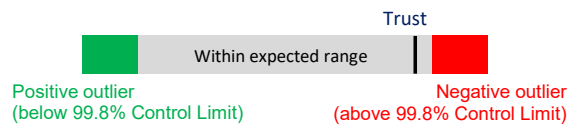





		Metric	CQC Key Question	2017 Report <sup>1</sup>	2018 Report <sup>2</sup>	National Aggregate (England & Wales)	National Aspirational Standard	Comparative performance	
Trust-level metrics	111 cases	Case Ascertainment All eligible patients	Well led	81 to 90	<b>81 to 90</b>	79.1%*	None	Green - greater than 80%	
	111 cases	Age and sex adjusted proportion of patients diagnosed after an emergency admission	Effective	28.6%	<b>31.2%</b>	13.3%	None	Higher than 20%	
	45 cases	Risk-adjusted 90-day post-operative mortality rate	Effective	2.6%	<b>2.8%</b>	3.2%	None		Within Expected Range
Strategic Clinical Network-level metrics	1151 cases	Crude proportion of patients treated with curative intent in the <b>Strategic Clinical Network</b>	Effective	38.9%	<b>35.4%</b>	38.6%	None	Lower than 95%	

National Oesophago-Gastric Cancer Audit

**KEY ONLY:**



**Adjusted emergency**

-  Less than 15%
-  Between 15% and 20%
-  Higher than 20%

Display of performance boundaries does vary depending on volume of activity. See FAQs for further information.

Produced by HQIP in partnership with the 