







Basingstoke & North Hampshire Hospital Emergency Laparotomy Audit

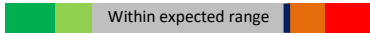
	Metric	CQC Key Question	Year 3 ¹	Year 4 ²	National Aggregate (England & Wales)	National Standard	Comparison to other hospitals		
	65 cases	Case Ascertainment	Well Led	83%	59.1%	82.7%	85%	Between 55% and 85%	
Proportion of patients for which each process of care was met	65 cases	Crude proportion of cases with pre-operative documentation of risk of death	Effective	84%	78.5%	74.6%	85%	Between 55% and 85%	
	42 cases	Crude proportion of cases with access to theatres within clinically appropriate time frames	Effective	99%	85.7%	82.0%	85%	Higher than 85%	
	31 cases	Crude proportion of high-risk cases (≥5% predicted mortality) with consultant surgeon and anaesthetist present in theatre	Effective	92%	96.8%	82.5%	85%	Higher than 85%	
	22 cases	Crude proportion of highest-risk cases (>10% predicted mortality) admitted to critical care post-operatively	Responsive	100%	100.0%	86.8%	85%	Higher than 85%	
	65 cases	Risk adjusted 30-day mortality	Effective	9.0%	8.6%	9.5%	None	Within Expected Range	



www.nela.org.uk

Produced by HQIP in partnership with the 

KEY ONLY

Positive outlier (below 99.8% Control Limit) Unit Negative outlier (above 99.8% CL)
 Within expected range
 Better than expected (Below 95% CL) Worse than expected (above 95% CL)

Display of performance boundaries does vary depending on volume of activity. See FAQs for further information.