








Metric	CQC Key Question	2017 Report ¹	2018 Report ²	National Aggregate (England, Wales, NI & IOM)	National Aspirational Standard	Comparison to other hospitals	
247 cases	Case ascertainment	Well Led	86.7%	113.8%	100.7%	100%	
247 cases	Crude proportion of patients having surgery on the day or day after admission	Responsive	90.3%	89.5%	69.5%†	85%*	
247 cases	Crude perioperative medical assessment rate	Effective	88.9%	88.3%	88.6%	100%*	
247 cases	Crude proportion of patients documented as not developing a pressure ulcer	Safe	97.2%	91.9%	95.6%	100%	
247 cases	Crude overall hospital length of stay	Responsive	28.1 days	23 days	20 days	none	
247 cases	Risk-adjusted 30-day mortality rate	Effective	5.4%	8.3%	6.9%	none	

Values displayed on NHFD website may differ as a result of updates to the supplied data made by providers.

KEY ONLY:



Display of performance boundaries does vary depending on volume of activity. See FAQs for further information.