


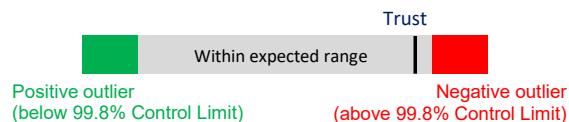





	Metric	CQC Key Question	2017 Report <sup>1</sup>	2018 Report <sup>2</sup>	National Aggregate (England & Wales)	National Aspirational Standard	Comparative performance
Trust-level metrics	189 cases Case Ascertainment All eligible patients	Well led	41 to 50	<b>61 to 70</b>	79.1%*	None	Amber - between 50% and 80% 
	189 cases Age and sex adjusted proportion of patients diagnosed after an emergency admission	Effective	13.8%	<b>12.0%</b>	13.3%	None	Less than 15% 
	182 cases Risk-adjusted 90-day post-operative mortality rate	Effective	2.7%	<b>1.0%</b>	3.2%	None	 Within Expected Range
Strategic Clinical Network-level metrics	2222 cases Crude proportion of patients treated with curative intent in the <b>Strategic Clinical Network</b>	Effective	34.7%	<b>39.7%</b>	38.6%	None	Lower than 95%

National Oesophago-Gastric Cancer Audit

**KEY ONLY:**



**Adjusted emergency**

-  Less than 15%
-  Between 15% and 20%
-  Higher than 20%

Display of performance boundaries does vary depending on volume of activity. See FAQs for further information.

Produced by HQIP in partnership with the  CareQuality Commission