








Metric	CQC Key Question	2017 Report ¹	2018 Report ²	National Aggregate (England, Wales, NI & IOM)	National Aspirational Standard	Comparison to other hospitals	
548 cases	Case ascertainment	Well Led	83.2%	97.7%	100.7%	100%	
548 cases	Crude proportion of patients having surgery on the day or day after admission	Responsive	83.1%	81.4%	69.5%†	85%*	
548 cases	Crude perioperative medical assessment rate	Effective	95.9%	94.7%	88.6%	100%*	
548 cases	Crude proportion of patients documented as not developing a pressure ulcer	Safe	99.1%	93.6%	95.6%	100%	
548 cases	Crude overall hospital length of stay	Responsive	16.4 days	16.8 days	20 days	none	
548 cases	Risk-adjusted 30-day mortality rate	Effective	4.2%	5.7%	6.9%	none	

Values displayed on NHFD website may differ as a result of updates to the supplied data made by providers.

KEY ONLY:



Display of performance boundaries does vary depending on volume of activity. See FAQs for further information.