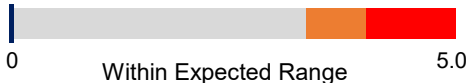





Intensive Care Audit

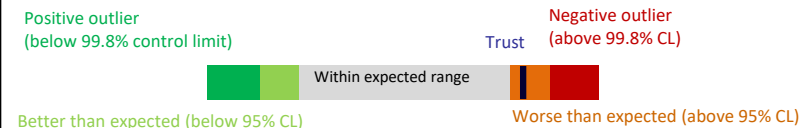
Metric	CQC Key Question	2016/17 Report	2017/18 Report	National Aggregate (England, Wales & N. Ireland)	National Aspirational Standard	Comparison to other hospitals
Case ascertainment	Well Led	Not reported for this audit			None	N/A
314 admissions	Crude non-clinical transfers	N/A	0.0%	0.3%	0%*	 <p>0 Within Expected Range 5.0</p>
192 admissions	Crude, non-delayed, out-of-hours discharge to ward proportion	N/A	20.8%	2.0%	0%*	 <p>0 Negative Outlier 25.0</p>
2208 available critical care bed days	Crude delayed discharge (% bed-days occupied by patients with discharge delayed >8 hours)	N/A	0.0%	4.6%	0%*	Not in the Worst 5% of Units
313 admissions	Risk-adjusted hospital mortality ratio (all patients)	N/A	0.87	1.0	None	 <p>0.18 Within Expected Range 2.0</p>
173 admissions	Risk-adjusted hospital mortality ratio for patients with predicted risk of death <20% (lower risk)	N/A	1.17	1.0	None	 <p>0.10 Within Expected Range 3.16</p>



<https://onlinereports.icnarc.org/>

Produced by HQIP in partnership with the 

KEY ONLY:



Display of performance boundaries does vary depending on volume of activity. See FAQs for further information.