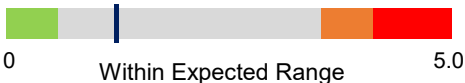





Intensive Care Audit

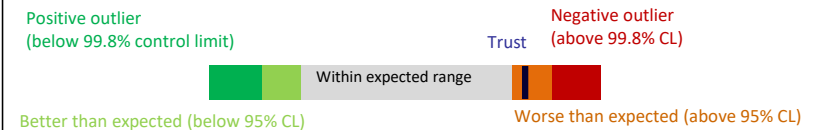
Metric	CQC Key Question	2016/17 Report	2017/18 Report	National Aggregate (England, Wales & N. Ireland)	National Aspirational Standard	Comparison to other hospitals	
Case ascertainment	Well Led	Not reported for this audit			None	N/A	
3337 admissions	Crude non-clinical transfers	Responsive	0.1%	0.2%	0.3%	0%*	
2867 admissions	Crude, non-delayed, out-of-hours discharge to ward proportion	Responsive	3.3%	2.5%	2.0%	0%*	
23725 available critical care bed days	Crude delayed discharge (% bed-days occupied by patients with discharge delayed >8 hours)	Responsive	4.4%	2.7%	4.6%	0%*	Not in the Worst 5% of Units
3150 admissions	Risk-adjusted hospital mortality ratio (all patients)	Effective	1.00	0.99	1.0	None	
2496 admissions	Risk-adjusted hospital mortality ratio for patients with predicted risk of death <20% (lower risk)	Effective	0.97	0.84	1.0	None	



<https://onlinereports.icnarc.org/>

Produced by HQIP in partnership with the 

KEY ONLY:



Display of performance boundaries does vary depending on volume of activity. See FAQs for further information.