








Maternal, Newborn and Infant Clinical Outcome Review Programme

Metric	CQC Key Question	2017 Report ¹	2018 Report ²	Comparator group average (UK)	National Aspirational Standard	Comparison to other trusts with similar service provision	
5,926 births Stabilised and risk-adjusted extended stillbirth mortality rate (per 1,000 births)	Effective	4.92 (3.82 to 6.30)	4.38 (3.63 to 5.58)	4.11	None	Up to 10% higher than the average	
5,926 births Stabilised and risk-adjusted extended neonatal mortality rate (per 1,000 births)	Effective	2.12 (1.39 to 3.44)	1.96 (1.38 to 2.90)	2.10	None	Up to 10% lower than the average	
5,926 births Stabilised and risk-adjusted extended perinatal mortality rate (per 1,000 births)	Effective	7.01 (5.74 to 9.12)	6.31 (5.61 to 8.16)*	6.20	None	Up to 10% higher than the average	



Produced by HQIP
in partnership with the 

KEY ONLY

-  More than 10% lower than the average
-  Up to 10% lower than the average
-  Up to 10% higher than the average
-  More than 10% higher than the average