




## Maternal, Newborn and Infant Clinical Outcome Review Programme





Metric	CQC Key Question	2017 Report <sup>1</sup>	2018 Report <sup>2</sup>	Comparator group average (UK)	National Aspirational Standard	Comparison to other trusts with similar service provision	
3,823 births Stabilised and risk-adjusted extended stillbirth mortality rate (per 1,000 births)	Effective	3.69 (2.80 to 4.72)	<b>3.79</b> <b>(3.09 to 4.70)</b>	3.73	None	Up to 10% higher than the average	
3,823 births Stabilised and risk-adjusted extended neonatal mortality rate (per 1,000 births)	Effective	1.09 (0.57 to 1.93)	<b>0.91</b> <b>(0.55 to 1.42)</b>	1.06	None	More than 10% lower than the average	
3,823 births Stabilised and risk-adjusted extended perinatal mortality rate (per 1,000 births)	Effective	4.77 (3.79 to 6.33)	<b>4.67</b> <b>(4.01 to 5.86)*</b>	4.79	None	Up to 10% lower than the average	



Produced by HQIP  
in partnership with the



### KEY ONLY

-  More than 10% lower than the average
-  Up to 10% lower than the average
-  Up to 10% higher than the average
-  More than 10% higher than the average