








Maternal, Newborn and Infant Clinical Outcome Review Programme

Metric	CQC Key Question	2017 Report ¹	2018 Report ²	Comparator group average (UK)	National Aspirational Standard	Comparison to other trusts with similar service provision	
5,207 births Stabilised and risk-adjusted extended stillbirth mortality rate (per 1,000 births)	Effective	4.55 (3.74 to 5.71)	4.17 (3.47 to 4.95)	4.24	None	Up to 10% lower than the average	
5,207 births Stabilised and risk-adjusted extended neonatal mortality rate (per 1,000 births)	Effective	2.45 (1.60 to 3.89)	2.15 (1.50 to 3.01)	2.48	None	More than 10% lower than the average	
5,207 births Stabilised and risk-adjusted extended perinatal mortality rate (per 1,000 births)	Effective	6.98 (6.17 to 8.75)	6.26 (5.61 to 8.00)*	6.71	None	Up to 10% lower than the average	



Produced by HQIP
in partnership with the 

KEY ONLY

-  More than 10% lower than the average
-  Up to 10% lower than the average
-  Up to 10% higher than the average
-  More than 10% higher than the average