








## Maternal, Newborn and Infant Clinical Outcome Review Programme

Metric	CQC Key Question	2017 Report <sup>1</sup>	2018 Report <sup>2</sup>	Comparator group average (UK)	National Aspirational Standard	Comparison to other trusts with similar service provision	
2,746 births Stabilised and risk-adjusted extended stillbirth mortality rate (per 1,000 births)	Effective	3.32 (2.59 to 4.31)	<b>3.70</b> <b>(2.98 to 4.50)</b>	3.73	None	Up to 10% lower than the average	
2,746 births Stabilised and risk-adjusted extended neonatal mortality rate (per 1,000 births)	Effective	1.37 (0.66 to 2.43)	<b>1.12</b> <b>(0.67 to 1.84)</b>	1.06	None	Up to 10% higher than the average	
2,746 births Stabilised and risk-adjusted extended perinatal mortality rate (per 1,000 births)	Effective	4.65 (3.61 to 6.04)	<b>4.81</b> <b>(4.12 to 5.98)*</b>	4.79	None	Up to 10% higher than the average	



Produced by HQIP  
in partnership with the 

**KEY ONLY**

-  More than 10% lower than the average
-  Up to 10% lower than the average
-  Up to 10% higher than the average
-  More than 10% higher than the average