




Maternal, Newborn and Infant Clinical Outcome Review Programme





Metric	CQC Key Question	2017 Report ¹	2018 Report ²	Comparator group average (UK)	National Aspirational Standard	Comparison to other trusts with similar service provision	
5,559 births Stabilised and risk-adjusted extended stillbirth mortality rate (per 1,000 births)	Effective	3.99 (3.17 to 5.14)	3.72 (3.08 to 4.38)	3.74	None	Up to 10% lower than the average	
5,559 births Stabilised and risk-adjusted extended neonatal mortality rate (per 1,000 births)	Effective	1.05 (0.56 to 1.87)	1.18 (0.81 to 1.79)	1.22	None	Up to 10% lower than the average	
5,559 births Stabilised and risk-adjusted extended perinatal mortality rate (per 1,000 births)	Effective	5.01 (4.15 to 6.57)	4.90 (4.32 to 6.01)*	4.95	None	Up to 10% lower than the average	



Produced by HQIP
in partnership with the



KEY ONLY

-  More than 10% lower than the average
-  Up to 10% lower than the average
-  Up to 10% higher than the average
-  More than 10% higher than the average