








Maternal, Newborn and Infant Clinical Outcome Review Programme

Metric	CQC Key Question	2017 Report ¹	2018 Report ²	Comparator group average (UK)	National Aspirational Standard	Comparison to other trusts with similar service provision	
3,015 births Stabilised and risk-adjusted extended stillbirth mortality rate (per 1,000 births)	Effective	3.39 (2.73 to 3.91)	3.64 (2.99 to 4.38)	3.73	None	Up to 10% lower than the average	
3,015 births Stabilised and risk-adjusted extended neonatal mortality rate (per 1,000 births)	Effective	1.06 (0.55 to 1.96)	1.03 (0.64 to 1.68)	1.06	None	Up to 10% lower than the average	
3,015 births Stabilised and risk-adjusted extended perinatal mortality rate (per 1,000 births)	Effective	4.45 (3.67 to 5.60)	4.67 (4.03 to 5.70)*	4.79	None	Up to 10% lower than the average	



Produced by HQIP
in partnership with the 

KEY ONLY

-  More than 10% lower than the average
-  Up to 10% lower than the average
-  Up to 10% higher than the average
-  More than 10% higher than the average