




## Maternal, Newborn and Infant Clinical Outcome Review Programme





Metric	CQC Key Question	2017 Report <sup>1</sup>	2018 Report <sup>2</sup>	Comparator group average (UK)	National Aspirational Standard	Comparison to other trusts with similar service provision	
9,626 births Stabilised and risk-adjusted extended stillbirth mortality rate (per 1,000 births)	Effective	4.08 (3.31 to 4.88)	<b>4.06</b> <b>(3.42 to 4.95)</b>	4.11	None	Up to 10% lower than the average	
9,626 births Stabilised and risk-adjusted extended neonatal mortality rate (per 1,000 births)	Effective	1.82 (1.08 to 2.82)	<b>2.07</b> <b>(1.49 to 2.90)</b>	2.10	None	Up to 10% lower than the average	
9,626 births Stabilised and risk-adjusted extended perinatal mortality rate (per 1,000 births)	Effective	5.90 (5.02 to 7.32)	<b>6.12</b> <b>(5.47 to 7.76)*</b>	6.20	None	Up to 10% lower than the average	



Produced by HQIP  
in partnership with the



### KEY ONLY

-  More than 10% lower than the average
-  Up to 10% lower than the average
-  Up to 10% higher than the average
-  More than 10% higher than the average