




## Maternal, Newborn and Infant Clinical Outcome Review Programme





Metric	CQC Key Question	2017 Report <sup>1</sup>	2018 Report <sup>2</sup>	Comparator group average (UK)	National Aspirational Standard	Comparison to other trusts with similar service provision	
5,748 births Stabilised and risk-adjusted extended stillbirth mortality rate (per 1,000 births)	Effective	4.38 (3.20 to 5.54)	<b>3.54</b> <b>(2.81 to 4.24)</b>	3.74	None	Up to 10% lower than the average	
5,748 births Stabilised and risk-adjusted extended neonatal mortality rate (per 1,000 births)	Effective	1.12 (0.65 to 1.87)	<b>1.12</b> <b>(0.75 to 1.67)</b>	1.22	None	Up to 10% lower than the average	
5,748 births Stabilised and risk-adjusted extended perinatal mortality rate (per 1,000 births)	Effective	5.43 (4.66 to 7.36)	<b>4.66</b> <b>(4.03 to 5.73)*</b>	4.95	None	Up to 10% lower than the average	



Produced by HQIP  
in partnership with the



**KEY ONLY**

-  More than 10% lower than the average
-  Up to 10% lower than the average
-  Up to 10% higher than the average
-  More than 10% higher than the average