



	Metric	CQC Key Question	2017 Report ¹	2018 Report ²	National Aggregate	National Audit Standard	Comparison to other trusts		
Trust-level	597 Cases	Case ascertainment (hips, knees, ankles and elbows)	Well-led	No data available	86.60%	N/A	>95%	80% to less than 95%	
	516 Cases	Proportion of patients consented to have personal details included (hips, knees, ankles and elbows)	Well-led	95.94%	98.64%	85%	100%	95% and above	
Hospital-level	999 Cases	Risk adjusted 5 year revision ratio (for hips excluding tumours and NOF#)	Effective	1.39	1.69	1.0	1.0	Worse than expected	
	837 Cases	Risk adjusted 90 day mortality ratio (for hips excluding tumours and NOF#)	Effective	1.75	1.00	1.0	1.0	Within expected range	
	1615 Cases	Risk adjusted 5 year revision ratio (for knees excluding tumours)	Effective	1.00	1.12	1.0	1.0	Within expected range	
	1594 Cases	Risk adjusted 90 day mortality ratio (for knees excluding tumours)	Effective	1.00	1.20	1.0	1.0	Within expected range	






www.njrcentre.org.uk

Produced by HQIP in partnership with the



KEY ONLY

- Outlier Status Bands:
- Positive Outlier
 - Better than Expected
 - Within Expected Range
 - Worse than Expected
 - Negative Outlier

-  Green - 95% and above
-  Amber - 80% to less than 95%
-  Red - Less than 80%