





Metric	CQC Key Question	2015 Report <sup>1</sup>	2017 Report <sup>2</sup>	National Aggregate (England & Wales)	National Standard	Audit's rating	
	Does the trust have a multi-disciplinary working group for falls prevention where data on falls are discussed at most or all the meetings?	Effective	No	Yes	87.0%	Yes	N/A
30 Cases	Crude proportion of patients who had a vision assessment (if applicable)	Safe	63.3%	6.9%	46.2%	100%*	Less than 50% 
30 Cases	Crude proportion of patients who had a lying and standing blood pressure assessment (if applicable)	Safe	13.0%	12.5%	19.1%	100%*	Less than 50% 
30 Cases	Crude proportion of patients assessed for the presence or absence of delirium (if applicable)	Safe	51.7%	31.0%	39.7%	100%*	Less than 50% 
30 Cases	Crude proportion of patients with a call bell in reach (if applicable)	Responsive	Not reported	46.7%	81.3%	100%*	Less than 50% 






FFFAP

www.fffap.org.uk

Produced by HQIP in partnership with the  Care Quality Commission

**KEY ONLY**

-  Green - More than 80%
-  Amber - Between 50 and 79%
-  Red - Less than 50%