



## National Joint Registry: Hip and Knee operations

	Metric	CQC Key Question	2017 Report <sup>1</sup>	2018 Report <sup>2</sup>	National Aggregate	National Audit Standard	Comparison to other trusts		
Trust-level	2375 Cases	Case ascertainment (hips, knees, ankles and elbows)	Well-led	No data available	58.74%	N/A	>95%	Less than 80%	
	578 Cases	Proportion of patients consented to have personal details included (hips, knees, ankles and elbows)	Well-led	84.95%	84.26%	85%	100%	80% to less than 95%	
Hospital-level	1186 Cases	Risk adjusted 5 year revision ratio (for hips excluding tumours and NOF#)	Effective	1.00	1.00	1.0	1.0	Within expected range	
	862 Cases	Risk adjusted 90 day mortality ratio (for hips excluding tumours and NOF#)	Effective	1.00	1.00	1.0	1.0	Within expected range	
	1013 Cases	Risk adjusted 5 year revision ratio (for knees excluding tumours)	Effective	1.10	1.14	1.0	1.0	Within expected range	
	955 Cases	Risk adjusted 90 day mortality ratio (for knees excluding tumours)	Effective	0.33	1.00	1.0	1.0	Within expected range	






[www.njrcentre.org.uk](http://www.njrcentre.org.uk)

Produced by HQIP in partnership with the



### KEY ONLY

Outlier Status Bands:  
 - Positive Outlier  
 - Better than Expected  
 - Within Expected Range  
 - Worse than Expected  
 - Negative Outlier

 Green - 95% and above  
 Amber - 80% to less than 95%  
 Red - Less than 80%