





**National Audit of Inpatient Falls**

Metric	CQC Key Question	2015 Report <sup>1</sup>	2017 Report <sup>2</sup>	National Aggregate (England & Wales)	National Standard	Audit's rating
	Does the trust have a multi-disciplinary working group for falls prevention where data on falls are discussed at most or all the meetings?	Yes	Yes	87.0%	Yes	N/A
30 Cases	Crude proportion of patients who had a vision assessment (if applicable)	31.0%	34.5%	46.2%	100%*	Less than 50% 
30 Cases	Crude proportion of patients who had a lying and standing blood pressure assessment (if applicable)	11.1%	15.4%	19.1%	100%*	Less than 50% 
30 Cases	Crude proportion of patients assessed for the presence or absence of delirium (if applicable)	10.0%	6.9%	39.7%	100%*	Less than 50% 
30 Cases	Crude proportion of patients with a call bell in reach (if applicable)	Not reported	82.1%	81.3%	100%*	More than 80% 






FFFAP

www.fffap.org.uk

Produced by HQIP in partnership with the  Care Quality Commission

**KEY ONLY**

-  Green - More than 80%
-  Amber - Between 50 and 79%
-  Red - Less than 50%