



	Metric	CQC Key Question	2017 Report ¹	2018 Report ²	National Aggregate	National Audit Standard	Comparison to other trusts		
Trust-level	1661 Cases	Case ascertainment (hips, knees, ankles and elbows)	Well-led	No data available	93.20%	N/A	>95%	80% to less than 95%	
	345 Cases	Proportion of patients consented to have personal details included (hips, knees, ankles and elbows)	Well-led	99.74%	99.71%	85%	100%	95% and above	
Hospital-level	716 Cases	Risk adjusted 5 year revision ratio (for hips excluding tumours and NOF#)	Effective	1.15	1.00	1.0	1.0	Within expected range	
	446 Cases	Risk adjusted 90 day mortality ratio (for hips excluding tumours and NOF#)	Effective	1.20	1.00	1.0	1.0	Within expected range	
	719 Cases	Risk adjusted 5 year revision ratio (for knees excluding tumours)	Effective	1.08	1.18	1.0	1.0	Within expected range	
	704 Cases	Risk adjusted 90 day mortality ratio (for knees excluding tumours)	Effective	1.50	1.50	1.0	1.0	Within expected range	






www.njrcentre.org.uk

Produced by HQIP in partnership with the



KEY ONLY

Outlier Status Bands:
 - Positive Outlier
 - Better than Expected
 - Within Expected Range
 - Worse than Expected
 - Negative Outlier

 Green - 95% and above
 Amber - 80% to less than 95%
 Red - Less than 80%