



	Metric	CQC Key Question	2017 Report <sup>1</sup>	2018 Report <sup>2</sup>	National Aggregate	National Audit Standard	Comparison to other trusts	
Trust-level	1283 Cases Case ascertainment (hips, knees, ankles and elbows)	Well-led	No data available	100.00%	N/A	>95%	95% and above	
	203 Cases Proportion of patients consented to have personal details included (hips, knees, ankles and elbows)	Well-led	90.60%	64.04%	85%	100%	Less than 80%	
Hospital-level	838 Cases Risk adjusted 5 year revision ratio (for hips excluding tumours and NOF#)	Effective	0.77	0.82	1.0	1.0	Within expected range	
	675 Cases Risk adjusted 90 day mortality ratio (for hips excluding tumours and NOF#)	Effective	1.00	1.40	1.0	1.0	Within expected range	
	872 Cases Risk adjusted 5 year revision ratio (for knees excluding tumours)	Effective	0.41	0.92	1.0	1.0	Within expected range	
	857 Cases Risk adjusted 90 day mortality ratio (for knees excluding tumours)	Effective	1.00	1.00	1.0	1.0	Within expected range	






[www.njrcentre.org.uk](http://www.njrcentre.org.uk)

Produced by HQIP  
in partnership with the



### KEY ONLY

Outlier Status Bands:  
 - Positive Outlier  
 - Better than Expected  
 - Within Expected Range  
 - Worse than Expected  
 - Negative Outlier

 Green - 95% and above  
 Amber - 80% to less than 95%  
 Red - Less than 80%