



	Metric	CQC Key Question	2017 Report ¹	2018 Report ²	National Aggregate	National Audit Standard	Comparison to other trusts		
Trust-level	1461 Cases	Case ascertainment (hips, knees, ankles and elbows)	Well-led	No data available	83.23%	N/A	>95%	80% to less than 95%	
	65 Cases	Proportion of patients consented to have personal details included (hips, knees, ankles and elbows)	Well-led	75.41%	70.77%	85%	100%	Less than 80%	
Hospital-level	175 Cases	Risk adjusted 5 year revision ratio (for hips excluding tumours and NOF#)	Effective	0.25	0.33	1.0	1.0	Within expected range	
	32 Cases	Risk adjusted 90 day mortality ratio (for hips excluding tumours and NOF#)	Effective	1.00	1.00	1.0	1.0	Within expected range	
	1 Cases	Risk adjusted 5 year revision ratio (for knees excluding tumours)	Effective	1.00	1.00	1.0	1.0	Within expected range	
	1 Cases	Risk adjusted 90 day mortality ratio (for knees excluding tumours)	Effective	1.00	1.00	1.0	1.0	Within expected range	






www.njrcentre.org.uk

Produced by HQIP in partnership with the



KEY ONLY

Outlier Status Bands:
 - Positive Outlier
 - Better than Expected
 - Within Expected Range
 - Worse than Expected
 - Negative Outlier

 Green - 95% and above
 Amber - 80% to less than 95%
 Red - Less than 80%