



	Metric	CQC Key Question	2017 Report ¹	2018 Report ²	National Aggregate	National Audit Standard	Comparison to other trusts		
Trust-level	985 Cases	Case ascertainment (hips, knees, ankles and elbows)	Well-led	No data available	98.38%	N/A	>95%	95% and above	
	17 Cases	Proportion of patients consented to have personal details included (hips, knees, ankles and elbows)	Well-led	8.70%	0.00%	85%	100%	Less than 80%	
Hospital-level	129 Cases	Risk adjusted 5 year revision ratio (for hips excluding tumours and NOF#)	Effective	1.00	1.25	1.0	1.0	Within expected range	
	28 Cases	Risk adjusted 90 day mortality ratio (for hips excluding tumours and NOF#)	Effective	2.00	2.00	1.0	1.0	Within expected range	
	5 Cases	Risk adjusted 5 year revision ratio (for knees excluding tumours)	Effective	1.00	1.00	1.0	1.0	Within expected range	
	4 Cases	Risk adjusted 90 day mortality ratio (for knees excluding tumours)	Effective	1.00	1.00	1.0	1.0	Within expected range	






www.njrcentre.org.uk

Produced by HQIP in partnership with the



KEY ONLY

- Outlier Status Bands:
- Positive Outlier
 - Better than Expected
 - Within Expected Range
 - Worse than Expected
 - Negative Outlier

-  Green - 95% and above
-  Amber - 80% to less than 95%
-  Red - Less than 80%