







Metric	CQC Key Question	Oct 2018 and Mar 2019	National Aggregate (England & Wales)	National Aspirational Standard	Comparison to other hospitals	
464 Cases	Case ascertainment	Well-led	Not yet available	Not yet available		
464 Cases	Percentage of patients seen by a member of the respiratory team within 24hrs of admission	Responsive	86.90%	59.5%	60.0%* Better than national aggregate	
438 Cases	Percentage of patients receiving oxygen in which this was prescribed to a stipulated target oxygen saturation (SpO2) range (of 88-92% or 94-98%)	Effective	99.30%	99.3%	100.0%† Same as national aggregate	
65 Cases	Percentage of patients receiving non invasive ventilation (NIV) within the first 24 hours of arrival who do so within 3 hours of arrival	Effective	23.10%	23.1%	31.9%† Same as national aggregate	
134 Cases	Percentage of documented current smokers prescribed smoking-cessation pharmacotherapy	Responsive	22.40%	50.0%	63.6%† Worse than national aggregate	
464 Cases	Percentage of patients for whom a British Thoracic Society, or equivalent, discharge bundle was completed for the admission	Responsive	93.50%	77.1%	60.0%* Better than national aggregate	
464 Cases	Percentage of patients with spirometry confirming FEV1/FVC ratio <0.7 recorded in case file	Effective	35.10%	44.4%	60.3%† Worse than national aggregate	



www.rcplondon.ac.uk/projects/national-copd-audit-programme-2013-18

Produced by HQIP in partnership with the  Care Quality Commission