





Metric	CQC Key Question	2017 Report ¹	2018 Report ²	National Aggregate (England & Wales)	National Aspirational Standard	Comparison to other trusts		
All patients	Crude proportion of patients seen by a Cancer Nurse Specialist	Responsive	84.30%	77.5%	TBC	90%*	Does not meet the national minimum standard of 90%	
240 cases	Case mix adjusted one year relative survival rate	Effective	30.60% Within the expected range	36.9%	36.7%	None	Within the expected range	
NSCLC 240 cases	Case mix adjusted percentage of patients with Non Small Cell Lung Cancer (NSCLC) receiving surgery	Effective	15.5% Within the expected range	18.4%	18.4%	17%*	Within the expected range	
NSCLC 240 cases	Case mix adjusted percentage of fit patients with advanced Non Small Cell Lung Cancer (NSCLC) receiving Systemic Anti-Cancer Treatment	Effective	49.4% Within the expected range	52.0%	65.1%	65%*	Within the expected range	
SCLC 17 cases	Case mix adjusted percentage of patients with Small Cell Lung Cancer (SCLC) receiving chemotherapy	Effective	65.6% Within the expected range	65.4%	70.7%	70%*	Within the expected range	