





Metric	CQC Key Question	2017 Report <sup>1</sup>	2018 Report <sup>2</sup>	National Aggregate (England & Wales)	National Aspirational Standard	Comparison to other trusts		
All patients	Crude proportion of patients seen by a Cancer Nurse Specialist	Responsive	50.60%	68.1%	TBC	90%*	Does not meet the national minimum standard of 90%	
235 cases	Case mix adjusted one year relative survival rate	Effective	40.90% Within the expected range	34.3%	36.7%	None	Within the expected range	
NSCLC 235 cases	Case mix adjusted percentage of patients with Non Small Cell Lung Cancer (NSCLC) receiving surgery	Effective	22.1% Within the expected range	18.0%	18.4%	17%*	Within the expected range	
NSCLC 235 cases	Case mix adjusted percentage of fit patients with advanced Non Small Cell Lung Cancer (NSCLC) receiving Systemic Anti-Cancer Treatment	Effective	59.2% Within the expected range	63.5%	65.1%	65%*	Within the expected range	
SCLC 19 cases	Case mix adjusted percentage of patients with Small Cell Lung Cancer (SCLC) receiving chemotherapy	Effective	65.1% Within the expected range	64.1%	70.7%	70%*	Within the expected range	