





Metric	CQC Key Question	2017 Report ¹	2018 Report ²	National Aggregate (England & Wales)	National Aspirational Standard	Comparison to other trusts		
All patients 343 cases	Crude proportion of patients seen by a Cancer Nurse Specialist	Responsive	74.10%	83.1%	TBC	90%*	Does not meet the national minimum standard of 90%	
	Case mix adjusted one year relative survival rate	Effective	36.90% Within the expected range	36.7%	36.7%	None	Within the expected range	
NSCLC 912 cases	Case mix adjusted percentage of patients with Non Small Cell Lung Cancer (NSCLC) receiving surgery	Effective	15.1% Within the expected range	20.8%	18.4%	17%*	Within the expected range	
NSCLC 912 cases	Case mix adjusted percentage of fit patients with advanced Non Small Cell Lung Cancer (NSCLC) receiving Systemic Anti-Cancer Treatment	Effective	70.6% Within the expected range	54.1%	65.1%	65%*	Worse than expected	
SCLC 84 cases	Case mix adjusted percentage of patients with Small Cell Lung Cancer (SCLC) receiving chemotherapy	Effective	70.4% Within the expected range	69.7%	70.7%	70%*	Within the expected range	